



# Community Quilt Project

Quilters are an integral part of what makes The Bishop's Ranch the unique and beautiful place it is. We want to bring the love, artistry, and joy of quilting to all our guests for many years to come. Through The Bishop's Ranch Community Quilt Project we will replace our existing bedding with quilts lovingly created by our very own Ranch patrons. Quilters, individuals and groups, may create a quilt for the Ranch lodging spaces to be enjoyed by all guests of The Ranch. Donated quilts will include a label identifying the artist(s) who created each one.

## Construction Specifications



Because the quilts will be used and washed with more frequency than household quilts, we have developed the following guidelines. If you have any questions or concerns about design or construction, please contact Kaitlin via email at [kaitlin@bishopsranch.org](mailto:kaitlin@bishopsranch.org).


**FABRIC:** Use quality 100% cotton quilting weight fabric. DO NOT use sheets, thin, stiff or scratchy fabrics.

**QUILTING:** DO machine quilt your donation quilts. You may use a long arm, sit down or domestic machine. You may use free motion or straight line quilting. Use 80/20 cotton blend batting. DO NOT use wool or polyester batting of any loft. Please use a minimum of 3 to 3 ½ inch quilting density to ensure durability.

**LABEL:** We have designed a quilt label to attach in the lower right hand corner on the back of each quilt. When attaching the label turn under or zigzag the edges of the label. Please attach the label using your machine.

**BINDING:** Use straight cut or bias cut double fold binding, joining pieces with a diagonal seam. Apply binding by machine. DO NOT fold backing over to form a binding. DO NOT use a serged finish in place of a double fold binding.

**WASHING:** Please launder the finished quilt using an unscented laundry product before donating. Quilts completed at the Ranch will be laundered by our Housekeeping staff.



# Design Specifications


Twin 71 x 96    Full 86 x 96    Queen 92 x 96    King 110 x 96

**PATTERN:** You may use any open source (not copyrighted) pattern or a pattern you have purchased or created. Please use a pieced pattern and NOT an applique pattern to ensure durability.


**PALETTE:** Please use the attached palette when designing a quilt that can be used for all guests year-round. Use designs that are appropriate for adults.

To allow the quilts to have enough contrast to be visually interesting, you can use colors outside of the ones in the Ranch Palette. We want the designs to be unique to each quilter while still being a cohesive part of the Ranch aesthetic. If you have more questions about colors or design please reach out to Kaitlin.


## BISHOP'S RANCH PALETTE




#decaa4




#a8641b



#795136




#923336



#294635



#90993f



#405527



#edeae0